

WEBER STATE

2011-12 MEN'S BASKETBALL

For Release: Dec. 5, 2011

Men's Basketball Contact: Paul Grua • Phone: (801) 626-7414 • Email: pgrua@weber.edu

2011-12 Wildcat Schedule

Overall: 5-1 Big Sky: 0-0
 Home: 3-0 Home: 0-0
 Away: 1-1 Away: 0-0
 Neutral: 1-0

Date	Opponent	Time/Result
11/11	Northern New Mexico	W 109-50
11/15	Utah State	W 73-63
11/19	at UC Irvine	W 80-72
11/27	^ vs. Jacksonville State	W 69-61
11/28	^ at Saint Mary's	L 70-87
12/03	%San Jose State	W 91-89 (2ot)
12/07	at BYU (BYUTV)	7:00 pm
12/10	Southern Utah	7:00 pm
12/16	at California	8:30 pm
12/19	Mayville State	7:00 pm
12/22	Utah (Altitude TV)	7:00 pm
12/29	* Idaho State	7:00 pm
12/31	* Sacramento State	4:00 pm
01/05	* at Eastern Washington	7:00 pm
01/07	* at Portland State	8:00 pm
01/12	* Montana State	7:00 pm
01/14	* Montana	7:00 pm
01/19	* Northern Arizona	7:00 pm
01/26	* at Sacramento State	8:00 pm
01/28	* at Idaho State	7:00 pm
02/02	* Portland State	7:00 pm
02/04	* Northern Colorado (Altitude)	5:00 pm
02/09	* at Northern Arizona	6:30 pm
02/11	* %Eastern Washington	7:30 pm
02/15	* at Montana State	7:00 pm
02/18	+ Sears Bracketbusters	TBA
02/23	* at Northern Colorado	7:00 pm
02/28	* at Montana (Altitude)	7:00 pm
03/03	Big Sky Tournament First Round	TBA
03/08-09	Big Sky Tournament	TBA

^ Shamrock Office Solutions Classic - Moraga, CA
 % Doubleheader with WSU women's basketball
 + Sears Bracketbuster game
 * Big Sky Conference game
 All Times Mountain.
 All home games played at the Dee Events Center.



This Week in Wildcat Basketball

Game #7 Weber State (5-1) at BYU (6-2)

Wednesday, Dec. 7, 2011 • 7:00 p.m.
 Provo, UT • Marriott Center (22,700)

TV: BYU TV

Radio: KZNS AM-1280 "The Zone"

Live stats: byucougars.com

Series: BYU leads 26-10

Streak: BYU 8 wins

In Provo: BYU leads 18-0

Last Meeting: 12/21/11 - Ogden - BYU 72, WSU 66



PROJECTED STARTERS

WEBER STATE WILDCATS (5-1)

No.	Player	Pos	Ht	Wt	Yr	Hometown	PPG	RPG
13	Frank Otis	F	6-6	220	Jr.	Oakland, CA	6.5	5.7
30	Darin Mahoney	F	6-8	225	Sr.	Heber City, UT	2.5	4.7
44	Kyle Tresnak	C	6-10	255	So.	Scottsdale, AZ	10.0	2.8
1	Damian Lillard	G	6-3	195	Jr.	Oakland, CA	28.2	5.5
4	Scott Bamforth	G	6-2	190	Jr.	Albuquerque, NM	15.3	3.5

BYU COUGARS (6-2)

No.	Player	Pos	Ht	Wt	Yr	Hometown	PPG	RPG
34	Noah Hartsock	F	6-8	230	Sr.	Barlesville, OR	16.9	6.3
00	Brandon Davies	F	6-9	235	Jr.	Provo, UT	11.5	5.9
01	Charles Abouo	G/F	6-5	215	Sr.	Abidjan, Cote d'Ivoire	12.1	7.8
13	Brock Zylstra	G/F	6-6	210	Jr.	La Verne, CA	8.1	3.0
20	Anson Winder	G	6-3	195	Fr.	Las Vegas, NV	5.9	1.9

Weber State Quick Facts

Location: Ogden, Utah
Enrollment: 25,483
Nickname: Wildcats
Conference: Big Sky
President: Dr. F. Ann Millner
Athletics Director: Jerry Bovee
Associate AD/SWA: Amy Crosbie

Athletics Media Relations

Media Relations Dir. (MBB contact): Paul Grua
Office phone: (801) 626-7414
Cell phone: (801) 452-3811
Email: pgrua@weber.edu
Press Row: (801) 626-6588
Dir. of Publications/Digital Media: Darin Hogge
Media Relations Assistant: Justin Johnson

Team Information

2010-11 record: 18-14
2010-11 Big Sky record/finish: 11-5 / 3rd
Lettermen Returning / lost: 7 / 4
Starters Returning / lost: 3 / 2

Team History

First year (four-year school): 1962-63
All-time record: 896-521 (.632)
All-time Big Sky record: 455-234 (.660)
Big Sky regular season titles: 20 -- '65, '66, '68, '69, '70, '71, '72, '73, '76, '79, '80, '83, '84, '94, '95, '99, '03, '07, '09, '10
Big Sky Tournament titles: 8 -- '78, '79, '80, '83, '95, '99, '03, '07
Big Sky Tournament appearances: 34
NCAA Tournament appearances: 14 -- '68, '69, '70, '71, '72, '73, '78, '79, '80, '83, '95, '99, '03, '07
NIT Tournament appearances: 3 -- '84, '09, '10
CBI Tournament appearances: 1 -- '11

Dee Events Center Information

Arena: Dee Events Center
Year Built: 1977
Capacity: 11,500
Press row number: (801) 625-6588
NCAA Tournaments: 4: 1980, 1983, 1986, 1994
All-time WSU record in DEC: 380-100 (.792)
DEC record - Big Sky games: *212-57 (.788)
Current DEC winning streak: 4
Randy Rahe's record in DEC: 62-11 (.849)
Rahe's Big Sky record in DEC: *41-6 (.872)
*Includes Big Sky Tournament games

WEBERSTATESPORTS.COM

Visit the official website for WSU Athletics at the all-new WeberStateSports.com for all the latest news on the Wildcats. Get stats, schedules, results, player information, records, and much more on the site. WeberStateSports.com has been recently updated with a new look to include more videos and other information.

QUICK HITS

- After a thrilling double-overtime win over San Jose State Saturday the Weber State men's basketball team will head to BYU Wednesday.
- The Wildcats are 5-1 on the season; BYU sits at 6-2.
- WSU junior Damian Lillard scored a career-high 41 points in Saturday's win and continues to lead the nation in scoring at 28.2 points per game.
- The Wildcats are 0-18 all-time against BYU in Provo.

MORE ON WEDNESDAY'S GAME

The Wildcats and Cougars will tip off Wednesday at 7:00 p.m. from the Marriott Center in Provo, Utah. The game will be broadcast live on KZNS-1280 AM "The Zone" with the voice of the Wildcats Carl Arky providing the play-by-play.

The game will also be broadcast live on BYU TV with Dave McCann and Blaine Fowler calling the action. BYU TV is available in Utah on Comcast Ch. 21. It is also available nationwide on DirecTV ch. 374 and Dish Network Ch. 9403. Live stats of the will be available at byucougars.com.

WILDCATS WIN DOUBLE OT THRILLER

Weber State is coming off dramatic 91-87 double-overtime win over San Jose State Saturday at the Dee Events Center. The Wildcats trailed at halftime for the first time all season but Damian Lillard led WSU to the win with clutch shots at the end of regulation and in both overtimes. Weber State shot 41.7 percent from the field and outrebounded the Spartans 47-42. The 'Cats also shot 23-26 from the free throw line.

LILLARD SCORES 41 IN LEADING WILDCATS



Damian Lillard refused to let the Wildcats lose Saturday and scored a career-high 41 points in helping WSU to the win. The 41 points is the second-most in Weber State history and he's the first Wildcat to score 40 or more points in a game since Harold Arceneaux in 2000.

The junior from Oakland, Calif. had 24 points at the end of regulation, including a three-pointer in the final seconds to send the game into overtime. In the first overtime he scored eight of Weber State's nine points, including another three-pointer that tied the game at 71. Then with the Wildcats down four with 2:00 to play, Lillard scored five quick points. He hit a floater in the lane, then stole the ensuing inbounds pass and scored, and was fouled on play and hit a free throw to give the Wildcats a one-point lead.

He scored nine of WSU's 13 points in the second overtime, including his sixth three-pointer and scored the driving, go-ahead layup with 10.7 seconds, was fouled and made the free throw to give WSU the win. In the two overtime periods Lillard scored 17 points and was 6-8 from the field.

Lillard finished the night 13-21 from the field, including 6-11 from three-point land. He was also 9-10 from the free throw line and led the team with eight rebounds, four assists and two steals.

Lillard continues to lead the country in scoring at 28.2 points per game. He has scored 20 or more points in five of six games this season.

Stan Mayhew's 45 points against Utah State in 1977 is the Weber State single-game scoring record.

COACH RAHE SECURES 100TH CAREER WIN

Saturday's victory gave WSU head coach Randy Rahe his 100th career victory. Rahe, in his sixth season as head coach of the Wildcats, now has a career record of 100-62 with the 'Cats. He is the fifth coach in WSU history to reach 100 career wins.

Head Coach Randy Rahe



Rahe Profile

Born: June 12, 1960
Hometown: Bancroft, Iowa
Alma Mater: Buena Vista '82
Record at WSU: 100-62 (.617)/6th yr.
Overall record: same
Big Sky record : 60-20 (.750)

Rahe by the Numbers

- 3 Big Sky Championships
- 3 Big Sky Coach of the Year Honors
- 3 Big Sky Conference MVP Players
- 4 Post-Season Tournament Appearances
- 15 Big Sky All-Conference performers
- 17 Big Sky Academic All-Conference members
- 20 Or more wins in three seasons

Career record

Season	Overall	Big Sky
2006-07	20-12	11-5 (1st)
2007-08	16-14	10-6 (3rd)
2008-09	21-10	15-1 (1st)
2009-10	20-11	13-3 (1st)
2010-11	18-14	11-5 (3rd)
2011-12	5-1	0-0
6 yrs.	100-62 (.617)	60-20 (.750)

Coaching Experience

Weber State

Head Coach, 2006-07 -- pres.

University of Utah

Assistant Coach, 2004-05 -- 2005-06

Utah State

Assistant Coach, 1998-99 -- 2003-04

Colorado State

Assistant Coach, 1991-92 -- 1997-98

Denver University

Assistant Coach, 1990-91

University of Colorado

Assistant Coach, 1989-90

Colorado College

Assistant Coach, 1988-89

ANOTHER STRONG GAME FOR KYLE TRESNAK

Weber State sophomore Kyle Tresnak had another strong game for the Wildcats as the senior finished with 10 points and a season-high five rebounds against San Jose State. The Scottsdale, Arizona native has scored in double figures in his last four games. In the last four games he is averaging 12.5 points and 3.0 rebounds per game. On the season Tresnak is shooting a team-best 54.8 percent from the field, which also ranks seventh in the Big Sky.



SEASON TRENDS

After six games the Wildcats are 5-0 when leading in free throw percentage and they are 0-1 when their opponent leads. The 'Cats have also outrebounded their opponent in all five wins and trailed in rebounding in the lone loss. Saturday was the first game the 'Cats have not led at halftime.

ABOUT BYU



BYU comes into Wednesday's game with a 6-2 record. The Cougars are coming off a 79-65 win over Oregon Saturday in Salt Lake City. BYU opened the season with a 69-62 loss at Utah State, then rattled off wins over BYU-Hawaii, Longwood, Praire View A&M and Nevada before losing to nationally ranked Wisconsin. They then beat Big Sky member Northern Arizona 87-52.

So far this season the Cougars are led by senior Noah Hartsock who is averaging 16.9 points and 6.3 rebounds per game. He led the Cougars with 23 points and 12 rebounds in Saturday's game with Oregon and was named the West Coast Conference Player of the Week for his performance. Senior Charles Abou is averaging 12.1 points and a team-best 7.8 rebounds per game. The Cougars are averaging 76.9 points per game and allowing just 59.6 points a game. They are shooting 49 percent from the field and holding opponents to 38 percent shooting.

This is BYU's first season in the West Coast Conference after moving from the Mountain West last season. BYU was 32-5 last season and advanced to the Sweet Sixteen of the NCAA Tournament, led by National Player of the Year Jimmer Fredette.

HEAD COACH DAVE ROSE

BYU is coached by Dave Rose who is in his seventh season as coach of the Cougars. Rose has a career record of 165-47 at BYU. Rose is tied for the third best career start (through six seasons) by wins in NCAA history and second in BYU history for career victories. He is a three-time Mountain West Conference Coach of the Year and has taken BYU to five consecutive NCAA Tournament appearances.

SERIES HISTORY

This will be the 37th all-time meeting between Weber State and BYU. The Cougars hold a 26-10 all-time series lead over Weber State and have won eight straight and 11 of the last 12 games played against the Wildcats. Weber State's last win came on Jan. 8, 2003 when the 'Cats won 75-69 in Ogden. The two teams first met in the 1973-74 season and have played nearly every year since then.

Weber State has never beaten the Cougars in Provo with BYU holding an 18-0 all-time record against the Wildcats at home. The struggles in Provo are not just for the WSU men's basketball team. The WSU men's basketball, women's basketball, football, soccer, and volleyball teams have a combined record of 1-74 against BYU in Provo. The lone win came from the women's basketball team who beat BYU 93-87 in overtime in 1989.

LAST SEASON IN OGDEN - 12/21/10 - BYU 72, WSU 66

BYU defeated Weber State 72-66 last December 21 at the Dee Events Center. Senior Jimmer Fredette led the Cougars with 28 points, with 20 of those points coming in the second-half. WSU had a crowd of 10,453 attend the game, the highest attended game in eight seasons.

WSU ranks in the Big Sky (as of Dec. 5)

Team

Scoring	1st	82.0
Defense	7th	70.3
Scoring margin	2nd	+11.7
FT %	1st768
FG %	5th441
FG % def.	2nd401
3-pt %	2nd399
3-pt % def.	2nd315
Rebounding	2nd	40.5
Reb.margin	2nd	+6.0
Blocks	15th	2.5
Assists	7th	12.2
Steals	8th	5.5
Asst./turn. ratio	5th	1.0

Individual

Scoring	1st	Lillard	28.2
Reb.	2nd	Bullinger	9.0
FG %	7th	Tresnak548
Assists	9th	Lillard	3.0
FT %	4th	Bamforth895
Steals	13th	Otis/Lillard	1.2
3-pt. %	5th	Bamforth471
3-pt. FG	1st	Lillard	3.7
Blocks	6th	Mahoney	0.8
A/T ratio	8th	Lillard	1.2

BYU jumped out to an early 33-16 lead with 4:37 left in the first half. But the 'Cats scored a 7-2 scoring run in the final minutes of the half, pulling WSU to within 35-23 at halftime.

Weber State made several runs at the Cougars in the second half. The 'Cats closed to within five at 58-53 on a three-pointer by Kyle Bullinger with 7:43 remaining. Jimmer Fredette then took matters into his own hands with a driving lay up for two and drawing a foul from Trevor Morris. Scott Bamforth drained a long three-pointer to make it a four-game again, but a bucket by Noah Hartssock quieted the crowd with a basket at 2:12.

The 'Cats got to within four with 12 seconds left on a basket by Kyle Bullinger, but Fredette iced the game with two free throws after being fouled on the inbounds pass for the final six point margin.

Bamforth led the Wildcats with 17 points, hitting 5-9 from three-point land. Lindsey Hughey added 15 and Kyle Bullinger had his first career double-double, scoring 12 points and hauling in a career-high 13 rebounds.

LOOKING AHEAD

After Wednesday's game the Wildcats will have five of the next six games at home beginning Saturday when they host Southern Utah at 7:00 p.m. WSU will play at California on Friday, Dec. 16.

2011-12 WEBER STATE ROSTER

<u>No.</u>	<u>Name</u>	<u>Pos.</u>	<u>Ht.</u>	<u>Wt.</u>	<u>Yr.</u>	<u>Exp.</u>	<u>Hometown (Previous School)</u>
1	Damian Lillard	G	6-3	195	Jr.	2VL	Oakland, CA (Oakland)
2	Shai Fields	G/F	6-4	170	Fr.	HS	Houston, TX (Jack Yates)
3	Kyle Bullinger	F	6-6	215	Sr.	3VL	Mountain View, WY (Mountain View)
4	Scott Bamforth	G/F	6-2	190	Jr.	1VL	Albuquerque, NM (W. Nebraska CC)
5	Jordan Richardson	G	6-1	185	So.	1VL	Lewisville, TX (Merrill West HS (CA))
10	Gelaun Wheelwright	G	6-1	195	Fr.	HS	Corona, CA (Centennial)
11	Logan Foster	G	6-3	160	Fr.	HS	Los Angeles, CA (Santa Monica)
13	Frank Otis	F	6-6	220	Jr.	TR	Oakland, CA (SMU) (McClymonds)
15	*Davion Berry	G/F	6-4	185	Jr.	TR	Hayward, CA (Cal St. Monterery Bay)
24/31	Mike Brown	G	6-2	175	Fr.	HS	Heber City, UT (Wasatch)
25	Byron Fulton	F	6-7	235	So.	1VL	Phoenix, AZ (St. Mary's)
30	Darin Mahoney	F	6-8	225	Sr.	3VL	Heber City, UT (Wasatch)
44	Kyle Tresnak	C	6-10	255	So.	1VL	Scottsdale, AZ (Scottsdale Horizon)
45	James Hajek	C	6-10	250	RFr.	RS	Omaha, NE (Skutt Cathloic)
50	Ryan Van Pelt	F/C	6-10	200	Fr.	HS	Orem, UT (Timpanogos)

* Will sit out the 2011-12 season per NCAA transfer rules

Head Coach:	Randy Rahe, Buena Vista College (Iowa) '82, (20th season)
Associate Head Coach:	Eric Duft, Sterling College '95 (6th season)
Assistant Coach:	Tim Gardner, Puget Sound '99 (6th season)
Assistant Coach:	Phil Beckner, Kansas Wesleyan '05 (5th season)
Dir. of Bball Operations:	Chris Gold, Kansas Wesleyan '08 (2nd season)

2010-11 Big Sky Standings (as of Dec. 5)

<u>Team</u>	<u>Big Sky.</u>	<u>Pct.</u>	<u>Overall</u>	<u>Pct.</u>	<u>Streak</u>
WEBER STATE	0-0	.000	5-1	.833	W1
Portland State	0-0	.000	5-2	.714	W3
Eastern Washington	0-0	.000	4-3	.571	L1
Montana State	0-0	.000	4-3	.571	W2
Montana	0-0	.000	4-4	.500	L3
Sacramento State	0-0	.000	3-4	.429	L3
Northern Colorado	0-0	.000	3-5	.375	W1
Idaho State	0-0	.000	2-5	.286	W1
Northern Arizona	0-0	.000	2-6	.250	L3

Career Games Played / Started

<u>No.</u>	<u>Player</u>	<u>GP</u>	<u>GS</u>
1	Damian Lillard.....	77	72
3	Kyle Bullinger	100	100
4	Scott Bamforth	37	29
5	Jordan Richardson....	38	0
13	Frank Otis.....	6	6
24	Mike Brown	5	0
25	Byron Fulton	38	2
30	Darin Mahoney.....	97	32
44	Kyle Tresnak	38	6
45	James Hajek.....	6	0

Weber State Against the Nation

Big West	1-0
at UC Irvine (11/19).....	1-0
Non-Division I	1-0
vs. Northern New Mexico (11/11).....	1-0
vs. Mayville State (12/19)	0-0
Ohio Valley	1-0
vs. Jacksonville State (11/27)	1-0
Pac-12	0-0
at California (12/16)	0-0
vs. Utah (12/22)	0-0
Summit League	0-0
vs. Southern Utah (12/10).....	0-0
WAC	2-0
vs. Utah State (11/15).....	1-0
vs. San Jose State (12/03)	1-0
West Coast	0-1
at Saint Mary's (11/28).....	0-1
at BYU (12/07).....	0-0

2011-12 Double-Doubles

Kyle Bullinger (2)
at UC Irvine..... 13 pts., 17 reb.
vs. Jacksonville State
11 pts., 12 reb.
Frank Otis (1)
vs. No. New Mexico (11/11)
13 pts., 17 reb.

This Week in the Big Sky

Monday, Dec. 5

Idaho State at Boise State 7:00 pm

Wednesday, Dec. 7

Pepperdine at Northern Arizona 6:30 pm
WEBER STATE at BYU (BYUTV) 7:00 pm
 Willamette at Montana State 7:00 pm
 Montana Tech at Montana 7:00 pm
 Sacramento State at Cal State Bakersfield 7:00 pm

Thursday, Dec. 8

Linfield at Eastern Washington 6:00 pm

Saturday, Dec. 10

Cal Maritime at Sacramento State 2:00 pm
 Cal State Bakersfield at Northern Arizona 6:30 pm
 Nevada at Montana 7:00 pm
 Portland State at Utah Valley 7:00 pm
Southern Utah at WEBER STATE 7:00 pm
 Idaho State at Loyola Marymount 7:00 pm

Sunday, Dec. 11

UC Riverside at Montana State 2:00 pm
 Eastern Washington at Cal State Fullerton 3:00 pm

Monday, Dec. 12

Portland State at Oregon 7:00 pm

All times are local.

2011-12 WILDCAT TV/RADIO ROSTER




#1 DAMIAN LILLARD
6-3 • 195
Junior • Guard
Oakland, Calif.



#2 SHAI FIELDS
6-4 • 170
Freshman • G/F
Houston, Tex.



#3 KYLE BULLINGER
6-6 • 215
Senior • Forward
Mountain View, Wyo.



#4 SCOTT BAMFORTH
6-2 • 190
Junior • Guard
Albuquerque, NM



#5 JORDAN RICHARDSON
6-1 • 185
Sophomore • Guard
Lewisville, Tex.



#10 GELAUN WHEELWRIGHT
6-1 • 195
Freshman • Guard
Corona, Calif.



#11 LOGAN FOSTER
6-3 • 160
Freshman • Guard
Los Angeles, Calif.




#13 FRANK OTIS
6-6 • 220
Junior • Forward
Oakland, Calif.



#15 DAVION BERRY
6-4 • 190
Junior • Guard/Forward
Hayward, Calif.



#25 BYRON FULTON
6-7 • 235
Sophomore • Forward
Phoenix, Ariz.



#30 DARIN MAHONEY
6-8 • 225
Senior • Forward
Heber City, Utah




#24/31 MIKE BROWN
6-2 • 175
Freshman • Guard
Heber City, Utah



#44 KYLE TRESNAK
6-10 • 255
Sophomore • Center
Scottsdale, Ariz.



#45 JAMES HAJEK
6-10 • 250
R-Freshman • Center
Omaha, Neb.



#50 RYAN VAN PELT
6-10 • 200
Freshman • Center
Lindon, Utah



RANDY RAHE
Head Coach
6th season




ERIC DUFT
Associate Head Coach
6th season



TIM GARDNER
Assistant Coach
6th season



PHIL BECKNER
Assistant Coach
5th season



CHRIS GOLD
Director of Basketball
Operations
2nd season

WEBER STATE MEN'S BASKETBALL RECORD WHEN...

RECORD BY SCORE	OVERALL	BIG SKY
Weber State scores first	2-0	0-0
Opponent scores first	3-1	0-0
Games decided by five points or less	0-0	0-0
Games decided by 6-10 points	3-0	0-0
Games decided by 11 or more points	1-1	0-0

RECORD BY TIME	OVERALL	BIG SKY
Leading at halftime	4-1	0-0
Trailing at halftime	1-0	0-0
Tied at halftime	0-0	0-0
Leading with 5:00 to play in reg.	4-0	0-0
Trailing with 5:00 to play in reg.	1-1	0-0
Tied with 5:00 to play in reg.	0-0	0-0
Leading with 2:00 to play in reg.	4-0	0-0
Trailing with 2:00 to play in reg.	0-1	0-0
Tied with 2:00 to play in reg.	1-0	0-0

RECORD BY MONTH	OVERALL	BIG SKY
November	4-1	0-0
December	1-0	0-0
January	0-0	0-0
February	0-0	0-0
March	0-0	0-0

RECORD BY DAY	OVERALL	BIG SKY
Sunday	1-0	0-0
Monday	0-1	0-0
Tuesday	1-0	0-0
Wednesday	0-0	0-0
Thursday	0-0	0-0
Friday	1-0	0-0
Saturday	2-0	0-0

RECORD BY OFFENSE	OVERALL	BIG SKY
Weber State scores 80+ points	3-0	0-0
Weber State scores 70-79 points	1-1	0-0
Weber State scores 60-69 points	1-0	0-0
Weber State scores 50-59 points	0-0	0-0
Weber State scores 40-49 points	0-0	0-0
Weber State scores 39 or fewer points	0-0	0-0

RECORD BY DEFENSE	OVERALL	BIG SKY
Opponent scores 80+ points	1-1	0-0
Opponent scores 70-79 points	1-0	0-0
Opponent scores 60-69 points	1-0	0-0
Opponent scores 50-59 points	1-0	0-0
Opponent scores 40-49 points	0-0	0-0
Opponent scores 39 or fewer points	0-0	0-0

OVERTIME RECORD	OVERALL	BIG SKY
Overtime games	1-0	0-0

MARGINS OF WINS / LOSSES.....

	1	2	3	4	5	6	7	8	9	10	11	12	13	14	15	16-19	20-24	25-29	30+	
Wins		1						2		1										1
Losses																1				

FIELD GOAL PERCENTAGE	OVERALL	BIG SKY
Weber State leads in FG%	4-0	0-0
Opponent leads in FG%	1-1	0-0
WSU and Opponent tie in FG%	0-0	0-0

3-POINT FIELD GOAL PCT.	OVERALL	BIG SKY
Weber State leads in 3FG%	3-0	0-0
Opponent leads in 3FG%	1-1	0-0
WSU and Opponent tie in 3FG%	1-0	0-0

FREE THROW PERCENTAGE	OVERALL	BIG SKY
Weber State leads in FT%	5-0	0-0
Opponent leads in FT%	0-1	0-0
WSU and Opponent tie in FT%	0-0	0-0

REBOUNDS	OVERALL	BIG SKY
Weber State leads in rebounding	5-0	0-0
Opponent leads in rebounding	0-1	0-0
WSU and Opponent tie in rebounding	0-0	0-0

ASSISTS	OVERALL	BIG SKY
Weber State leads in assists	3-0	0-0
Opponent leads in assists	2-1	0-0
WSU and Opponent tie in assists	0-0	0-0

BLOCKS	OVERALL	BIG SKY
Weber State leads in blocks	3-0	0-0
Opponent leads in blocks	2-1	0-0
WSU and Opponent tie in blocks	0-0	0-0

STEALS	OVERALL	BIG SKY
Weber State leads in steals	2-0	0-0
Opponent leads in steals	2-0	0-0
WSU and Opponent tie in steals	1-1	0-0

TURNOVERS	OVERALL	BIG SKY
Weber State has more turnovers	2-0	0-0
Opponent has more turnovers	2-1	0-0
WSU and Opponent tie in turnovers	1-0	0-0

THE LAST TIME FOR WEBER STATE BASKETBALL...

TEAM SCORING

Weber State scored 90-99 points Dec. 3, 2011, vs. San Jose State; WSU won 91-89 (2ot)
Weber State scored 100 or more points Nov. 11, 2011, vs. Northern New Mexico; WSU won 109-50
Weber State scored fewer than 40 points Dec. 23, 2007, at New Mexico; WSU lost 32-62
An opponent scored 90-99 points Nov. 20, 2010, at Utah; WSU lost 90-75
An opponent scored 100 or more points Feb. 26, 2007, at Sacramento State; WSU lost 105-83
An opponent scored fewer than 40 points Feb. 22, 2011, at Idaho State; WSU won 63-39

INDIVIDUAL SCORING

A WSU player had 30-34 points Nov. 27, 2010, vs. Drake; Damian Lillard (31)
A WSU player had 35-39 points Nov. 28, 2011, at Saint Mary's; Damian Lillard (36)
A WSU player had 40-49 points Dec. 3, 2011, vs. San Jose State (2ot); Damian Lillard (41)
A WSU player had 45 or more points 1977, vs. Utah State; Stan Mayhew (45)*
An opponent had 30 or more points Dec. 16, 2010, at Tulsa; Justin Hurtt (36)
A WSU player had a double-double Nov. 27, 2011, vs. Jacksonville State; Kyle Bullinger (11 points, 10 rebounds)

FIELD GOAL SHOOTING

Weber State shot 50-59 percent from the field Nov. 25, 2010, at Alaska Anchorage; WSU 59.3%
Weber State shot 60 percent or better from the field Nov. 11, 2011, vs. Northern New Mexico; WSU 60.7%
An opponent shot 55-59 percent from the field Nov. 28, 2011, at Saint Mary's; SMC 56.3%

REBOUNDING

A WSU player had 15-19 rebounds Nov. 19, 2011, at UC Irvine; Kyle Bullinger (16)
Weber State had 50 or more rebounds Nov. 11, 2011, vs. Northern New Mexico; Weber State (50)

ASSISTS

Weber State had 20 or more assists Nov. 11, 2011, vs. Northern New Mexico; Weber State (24)

3-POINT FIELD GOALS MADE

A WSU player made seven or more 3-point field goals Nov. 15, 2011, vs. Utah State; Scott Bamforth (7-9)
Weber State made 15 or more 3-point field goals Nov. 11, 2011, vs. Northern New Mexico; Weber State (17-29)*

* Indicates school record.

WEBER STATE GAME-BY-GAME LEADERS...

	<u>Opponent</u>	<u>Result</u>	<u>Rec.</u>	<u>Points</u>	<u>Rebounds</u>	<u>Assists</u>	<u>Steals</u>	<u>Blocks</u>
Nov. 11	No. New Mexico	W 109-50	1-0	Lillard (25)	Otis (17)	Richarson (7)	Otis (2)	Mahoney (2)
Nov. 15	Utah State	W 73-63	2-0	Bamforth(28)	Bullinger(13)	Lillard (4)	Lillard (3)	Fulton (1)
Nov. 19	at UC Irvine	W 80-72	3-0	Lillard (27)	Bullinger(16)	Lillard (4)	4 with 4	Mahoney (2)
Nov. 27	vs. Jacksonville State	W 69-61	4-0	Lillard (23)	Bullinger(10)	2 with 4	Otis (3)	Otis (1)
Nov. 28	at Saint Mary's	L 70-87	4-1	Lillard (36)	Fulton (6)	Lillard (3)	Bamforth(2)	Mahoney(1)
Dec. 3	San Jose State	W 91-87(2ot)	5-1	Lillard(41)	Lill./Mah.(8)	Lillard (4)	2 with 2	Tresnak (2)
Dec. 7	at BYU							
Dec. 10	Southern Utah							
Dec. 16	*at California							
Dec. 19	Mayville State							
Dec. 22	Utah							
Dec. 29	*Idaho State							
Dec. 31	*Sacramento State							
Jan. 5	*at E. Washington							
Jan. 7	*at Portland State							
Jan. 12	*Montana State							
Jan. 14	*Montana							
Jan. 19	*Northern Arizona							
Jan. 26	*at Sacramento St.							
Jan. 28	*at Idaho State							
Feb. 2	*Portland State							
Feb. 4	*Northern Colorado							
Feb. 9	*at Northern Arizona							
Feb. 11	*E. Washington							
Feb. 15	*at Montana State							
Feb. 18	Bracketbuster							
Feb. 23	*at Northern Colorado							
Feb. 28	*at Montana							

WEBER STATE GAME-BY-GAME STARTERS...

		<u>GUARD</u>	<u>GUARD</u>	<u>FORWARD</u>	<u>FORWARD</u>	<u>CENTER</u>
Nov. 11	Northern New Mexico	Lillard	Bamforth	Bullinger	Otis	Tresnak
Nov. 15	Utah State	Lillard	Bamforth	Bullinger	Otis	Tresnak
Nov. 19	at UC Irvine	Lillard	Bamforth	Bullinger	Otis	Tresnak
Nov. 27	vs. Jacksonville State	Lillard	Bamforth	Bullinger	Otis	Tresnak
Nov. 28	at Saint Mary's	Lillard	Bamforth	Bullinger	Otis	Tresnak
Dec. 3	San Jose State	Lillard	Bamforth	Bullinger	Otis	Tresnak
Dec. 7	at BYU					
Dec. 10	Southern Utah					
Dec. 16	*at California					
Dec. 19	Mayville State					
Dec. 22	Utah					
Dec. 29	*Idaho State					
Dec. 31	*Sacramento State					
Jan. 5	*at E. Washington					
Jan. 7	*at Portland State					
Jan. 12	*Montana State					
Jan. 14	*Montana					
Jan. 19	*Northern Arizona					
Jan. 26	*at Sacramento St.					
Jan. 28	*at Idaho State					
Feb. 2	*Portland State					
Feb. 4	*Northern Colorado					
Feb. 9	*at Northern Arizona					
Feb. 11	*E. Washington					
Feb. 15	*at Montana State					
Feb. 18	Bracketbuster					
Feb. 23	*at Northern Colorado					
Feb. 28	*at Montana					

WILDCAT PLAYER UPDATES

1 DAMIAN LILLARD • 6-3 • 195 • Junior • G • Oakland, California



2011-12 Season Highs/Totals

Points.....41, vs. San Jose St. (2ot) (12/03)
 Rebounds8, three times
 Assists4, three times
 Steals.....3, vs. Utah State (11/15)
 Blocks1, vs. San Jose St. (2ot) (12/03)
 3-point FG's6, vs. San Jose St. (2ot) (12/03)
 10+ Points.....6
 20+ Points.....5
 30+ Points.....2
 40+ points.....1

Career Highs/Totals

same
 9, two times
 8, two times
 4, at Eastern Washington (02/26/10)
 2, vs. Montana (01/02/10)
 6, three times
 63
 29
 5
 1

#01 LILLARD, Damian

Opponent	Date	gs	min	Total		3-Pointers		Free throws		Rebounds				pf	a	t/o	blk	stl	pts	avg	
				fg-fga	pct	3fg-fga	pct	ft-fa	pct	off	def	tot	avg								
NORTHERN NEW MEXIC	11-11-11	*	22	8-11	.727	4-7	.571	5-6	.833	0	5	5	5.0	0	2	4	0	0	25	25.0	
UTAH STATE	11-15-11	*	34	4-16	.250	2-9	.222	7-8	.875	1	1	2	3.5	3	4	1	0	3	17	21.0	
at UC Irvine	11/19/11	*	37	7-20	.350	5-11	.455	8-8	1.000	1	7	8	5.0	1	4	2	0	1	27	23.0	
vs Jacksonville State	11/27/11	*	33	7-14	.500	3-7	.429	6-7	.857	1	7	8	5.8	2	1	3	0	0	23	23.0	
at Saint Mary's (CA)	11/28/11	*	36	11-18	.611	2-5	.400	12-15	.800	0	2	2	5.0	1	3	1	0	1	36	25.6	
SAN JOSE STATE	12/03/11	*	45	13-21	.619	6-11	.545	9-10	.900	3	5	8	5.5	3	4	4	1	2	41	28.2	
Totals			6	207	50-100	.500	22-50	.440	47-54	.870	6	27	33	5.5	10	18	15	1	7	169	28.2

Games played: 6
 Minutes/game: 34.5
 Points/game: 28.2
 FG Pct: 50.0
 3FG Pct: 44.0
 FT Pct: 87.0

Rebounds/game: 5.5
 Assists/game: 3.0
 Turnovers/game: 2.5
 Assist/turnover ratio: 1.2
 Steals/game: 1.2
 Blocks/game: 0.2

3 KYLE BULLINGER • 6-6 • 215 • Senior • F • Mountain View, Wyoming



2011-12 Season Highs/Totals

Points.....11, three times
 Rebounds16, at UC Irvine (11/19)
 Assists4, vs. Jacksonville State (11/27)
 Steals.....1, four times
 Blocks1, at UC Irvine (11/19)
 3-point FG's3, vs. No. New Mexico (11/11)
 10+ Points.....3
 20+ Points.....0
 10+ Rebounds3
 Double-doubles2

Career Highs/Totals

26, vs. Eastern Washington (03/05/11)
 same
 6, vs. Northern Arizona (02/10/11)
 3, at Northern Colorado (02/06/09)
 2, vs. Montana State (12/31/09)
 5, three times
 46
 7
 7
 5

#03 BULLINGER, Kyle

Opponent	Date	gs	min	Total		3-Pointers		Free throws		Rebounds				pf	a	t/o	blk	stl	pts	avg	
				fg-fga	pct	3fg-fga	pct	ft-fa	pct	off	def	tot	avg								
NORTHERN NEW MEXIC	11-11-11	*	21	4-8	.500	3-5	.600	0-0	.000	2	3	5	5.0	4	1	0	0	1	11	11.0	
UTAH STATE	11-15-11	*	33	3-8	.375	1-2	.500	1-2	.500	2	11	13	9.0	2	0	0	0	1	8	9.5	
at UC Irvine	11/19/11	*	36	2-10	.200	0-5	.000	7-8	.875	2	14	16	11.3	3	1	2	1	1	11	10.0	
vs Jacksonville State	11/27/11	*	28	3-9	.333	2-6	.333	3-5	.600	2	8	10	11.0	3	4	3	0	0	11	10.3	
at Saint Mary's (CA)	11/28/11	*	32	0-5	.000	0-1	.000	0-0	.000	1	3	4	9.6	4	2	2	0	1	0	8.2	
SAN JOSE STATE	12/03/11	*	12	0-4	.000	0-3	.000	2-2	1.000	0	6	6	9.0	0	0	0	0	0	2	7.2	
Totals			6	162	12-44	.273	6-22	.273	13-17	.765	9	45	54	9.0	16	8	7	1	4	43	7.2

Games played: 6
 Minutes/game: 27.0
 Points/game: 7.2
 FG Pct: 27.3
 3FG Pct: 27.3
 FT Pct: 76.5

Rebounds/game: 9.0
 Assists/game: 1.3
 Turnovers/game: 1.2
 Assist/turnover ratio: 1.1
 Steals/game: 0.7
 Blocks/game: 0.2

WILDCAT PLAYER UPDATES

4 SCOTT BAMFORTH • 6-2 • 190 • Junior • G • Albuquerque, New Mexico



2011-12 Season Highs/Totals

Points.....28, vs. Utah State (11/15)
 Rebounds6, two times
 Assists4, vs. Jacksonville State (11/27)
 Steals.....2, two times
 Blocks0
 3-point FG's7, vs. Utah State (11/15)
 10+ Points.....5
 20+ Points.....1

Career Highs/Totals

same
 6, three times
 7, at Northern Arizona (01/08/11)
 2, four times
 1, two times
 7, two times
 24
 5

#04 BAMFORTH, Scott

Opponent	Date	gs	min	Total		3-Pointers		Free throws		Rebounds				pf	a	t/o	blk	stl	pts	avg	
				fg-fga	pct	3fg-fga	pct	ft-fa	pct	off	def	tot	avg								
NORTHERN NEW MEXIC	11-11-11	*	24	5-8	.625	5-5	1.000	2-2	1.000	2	3	5	5.0	2	3	1	0	1	17	17.0	
UTAH STATE	11-15-11	*	36	7-12	.583	7-9	.778	7-8	.875	0	6	6	5.5	2	0	4	0	1	28	22.5	
at UC Irvine	11/19/11	*	25	4-5	.800	2-3	.667	8-9	.889	0	1	1	4.0	4	2	0	0	0	18	21.0	
vs Jacksonville State	11/27/11	*	34	1-8	.125	0-5	.000	10-11	.909	1	5	6	4.5	3	4	2	0	0	12	18.8	
at Saint Mary's (CA)	11/28/11	*	32	1-3	.333	1-3	.333	2-2	1.000	0	2	2	4.0	5	0	3	0	2	5	16.0	
SAN JOSE STATE	12/03/11	*	46	3-11	.273	1-9	.111	5-6	.833	0	1	1	3.5	4	2	2	0	2	12	15.3	
Totals			6	197	21-47	.447	16-34	.471	34-38	.895	3	18	21	3.5	20	11	12	0	6	92	15.3

Games played: 6
 Minutes/game: 32.8
 Points/game: 15.3
 FG Pct: 44.7
 3FG Pct: 47.1
 FT Pct: 89.5

Rebounds/game: 3.5
 Assists/game: 1.8
 Turnovers/game: 2.0
 Assist/turnover ratio: 0.9
 Steals/game: 1.0

5 JORDAN RICHARDSON • 6-1 • 185 • Sophomore • G • Lewisville, Texas



2011-12 Season Highs/Totals

Points.....11, vs. No. New Mexico (11/11)
 Rebounds4, two times
 Assists7, vs. No. New Mexico (11/11)
 Steals.....1, three times
 Blocks1, vs. No. New Mexico (11/11)
 3-point FG's2, vs. No. New Mexico (11/11)
 10+ Points.....1

Career Highs/Totals

17, vs. Northern Colorado (01/29/11)
 4, three times
 same
 3, vs. Montana (02/03/11)
 same
 5, vs. Northern Colorado (01/29/11)
 2

#05 RICHARDSON, Jordan

Opponent	Date	gs	min	Total		3-Pointers		Free throws		Rebounds				pf	a	t/o	blk	stl	pts	avg	
				fg-fga	pct	3fg-fga	pct	ft-fa	pct	off	def	tot	avg								
NORTHERN NEW MEXIC	11-11-11		27	4-10	.400	2-6	.333	1-1	1.000	0	4	4	4.0	2	7	2	1	0	11	11.0	
UTAH STATE	11-15-11		9	0-0	.000	0-0	.000	0-0	.000	0	0	0	2.0	0	1	1	0	1	0	5.5	
at UC Irvine	11/19/11		16	1-5	.200	1-2	.500	0-1	.000	1	1	2	2.0	3	0	2	0	1	3	4.7	
vs Jacksonville State	11/27/11		16	0-2	.000	0-2	.000	0-0	.000	1	2	3	2.3	0	2	0	0	1	0	3.5	
at Saint Mary's (CA)	11/28/11		10	0-1	.000	0-1	.000	0-0	.000	0	0	0	1.8	1	0	0	0	0	0	2.8	
SAN JOSE STATE	12/03/11		25	2-5	.400	1-2	.500	0-0	.000	1	3	4	2.2	5	1	2	0	0	5	3.2	
Totals			0	103	7-23	.304	4-13	.308	1-2	.500	3	10	13	2.2	11	11	7	1	3	19	3.2

Games played: 6
 Minutes/game: 17.2
 Points/game: 3.2
 FG Pct: 30.4
 3FG Pct: 30.8
 FT Pct: 50.0

Rebounds/game: 2.2
 Assists/game: 1.8
 Turnovers/game: 1.2
 Assist/turnover ratio: 1.6
 Steals/game: 0.5
 Blocks/game: 0.2

WILDCAT PLAYER UPDATES

13 FRANK OTIS • 6-6 • 220 • Junior • F • Oakland, California



2011-12 Season Highs/Totals

Points..... 13, vs. No. New Mexico (11/11)
 Rebounds 17, vs. No. New Mexico (11/11)
 Assists 4, vs. No. New Mexico (11/11)
 Steals..... 3, vs. Jacksonville State (11/27)
 Blocks 1, two times
 3-point FG's 0
 10+ Points..... 1
 10+ Rebounds 1
 Double-doubles 1

WSU Career Highs/Totals

same
 same
 same
 same
 same
 1
 1
 1

#13 OTIS, Frank

Opponent	Date	gs	min	Total		3-Pointers		Free throws		Rebounds				pf	a	t/o	blk	stl	pts	avg	
				fg-fga	pct	3fg-fga	pct	ft-fta	pct	off	def	tot	avg								
NORTHERN NEW MEXIC	11-11-11	*	26	5-5	1.000	0-0	.000	3-4	.750	5	12	17	17.0	2	4	1	0	2	13	13.0	
UTAH STATE	11-15-11	*	21	1-3	.333	0-0	.000	1-3	.333	1	1	2	9.5	3	2	0	0	1	3	8.0	
at UC Irvine	11/19/11	*	26	3-4	.750	0-0	.000	1-2	.500	3	4	7	8.7	4	0	5	1	1	7	7.7	
vs Jacksonville State	11/27/11	*	15	1-2	.500	0-0	.000	0-0	.000	0	1	1	6.8	4	0	2	1	3	2	6.3	
at Saint Mary's (CA)	11/28/11	*	24	4-9	.444	0-0	.000	0-0	.000	0	1	1	5.6	4	1	2	0	0	8	6.6	
SAN JOSE STATE	12/03/11	*	28	2-4	.500	0-0	.000	2-2	1.000	0	6	6	5.7	2	1	0	0	0	6	6.5	
Totals			6	140	16-27	.593	0-0	.000	7-11	.636	9	25	34	5.7	19	8	10	2	7	39	6.5

Games played: 6
 Minutes/game: 23.3
 Points/game: 6.5
 FG Pct: 59.3
 FT Pct: 63.6

Rebounds/game: 5.7
 Assists/game: 1.3
 Turnovers/game: 1.7
 Assist/turnover ratio: 0.8
 Steals/game: 1.2
 Blocks/game: 0.2

24/31 MIKE BROWN • 6-2 • 175 • Freshman • G • Heber City, Utah



2011-12 Season Highs/Totals

Points..... 10, vs. No. New Mexico (11/11)
 Rebounds 1, at UC Irvine (11/19)
 Assists 2, vs. No. New Mexico (11/11)
 Steals..... 0
 Blocks 1, vs. No. New Mexico (11/11)
 3-point FG's 1, two times
 10+ Points..... 1

Career Highs/Totals

same
 same
 same
 same
 same
 same
 1

#31 BROWN, Mike

Opponent	Date	gs	min	Total		3-Pointers		Free throws		Rebounds				pf	a	t/o	blk	stl	pts	avg	
				fg-fga	pct	3fg-fga	pct	ft-fta	pct	off	def	tot	avg								
NORTHERN NEW MEXIC	11-11-11		20	3-5	.600	1-2	.500	3-4	.750	0	0	0	0.0	2	2	3	1	0	10	10.0	
at UC Irvine	11/19/11		2	0-0	.000	0-0	.000	0-0	.000	0	1	1	0.5	0	0	0	0	0	0	5.0	
vs Jacksonville State	11/27/11		8	1-1	1.000	1-1	1.000	0-0	.000	0	1	1	0.7	0	1	0	0	0	3	4.3	
at Saint Mary's (CA)	11/28/11		3	0-0	.000	0-0	.000	0-0	.000	0	0	0	0.5	1	0	0	0	0	0	3.3	
SAN JOSE STATE	12/03/11		2	0-0	.000	0-0	.000	0-0	.000	0	0	0	0.4	1	0	1	0	0	0	2.6	
Totals			0	35	4-6	.667	2-3	.667	3-4	.750	0	2	2	0.4	4	3	4	1	0	13	2.6

Games played: 5
 Minutes/game: 7.0
 Points/game: 2.6
 FG Pct: 66.7
 3FG Pct: 66.7
 FT Pct: 75.0

Rebounds/game: 0.4
 Assists/game: 0.6
 Turnovers/game: 0.8
 Assist/turnover ratio: 0.8
 Blocks/game: 0.2

WILDCAT PLAYER UPDATES

25 BYRON FULTON • 6-7 • 235 • Sophomore • F • Phoenix, Arizona



2011-12 Season Highs/Totals

Points.....10, vs. Utah State (11/15)
 Rebounds6, two times
 Assists2, vs. No. New Mexico (11/11)
 Steals.....1, at Saint Mary's (11/28)
 Blocks1, vs. Utah State (11/15)
 3-point FG's2, two times
 10+ Points.....1

Career Highs/Totals

17, vs. Sacramento State (01/13/11)
 9, two times
 2, eight times
 1, eight times
 1, six times
 4, vs. Idaho State (01/15/11)
 12


#25 FULTON, Byron

Opponent	Date	gs	min	Total		3-Pointers		Free throws		Rebounds				pf	a	t/o	blk	stl	pts	avg	
				fg-fga	pct	3fg-fga	pct	ft-fa	pct	off	def	tot	avg								
NORTHERN NEW MEXIC	11-11-11		16	2-5	.400	2-4	.500	0-0	.000	0	3	3	3.0	4	2	2	0	0	6	6.0	
UTAH STATE	11-15-11		19	3-9	.333	2-3	.667	2-2	1.000	2	4	6	4.5	3	0	1	1	0	10	8.0	
at UC Irvine	11/19/11		16	1-5	.200	0-1	.000	0-0	.000	1	1	2	3.7	2	1	1	0	0	2	6.0	
vs Jacksonville State	11/27/11		20	3-6	.500	1-3	.333	1-4	.250	1	3	4	3.8	3	1	2	0	0	8	6.5	
at Saint Mary's (CA)	11/28/11		21	1-4	.250	0-2	.000	0-0	.000	3	3	6	4.2	2	1	0	0	1	2	5.6	
SAN JOSE STATE	12/03/11		19	2-8	.250	0-3	.000	0-0	.000	1	4	5	4.3	3	1	0	0	0	4	5.3	
Totals			0	111	12-37	.324	5-16	.313	3-6	.500	8	18	26	4.3	17	6	6	1	1	32	5.3

Games played: 6
 Minutes/game: 18.5
 Points/game: 5.3
 FG Pct: 32.4
 3FG Pct: 31.3
 FT Pct: 50.0

Rebounds/game: 4.3
 Assists/game: 1.0
 Turnovers/game: 1.0
 Assist/turnover ratio: 1.0
 Steals/game: 0.2
 Blocks/game: 0.2

30 DARIN MAHONEY • 6-8 • 225 • Senior • F • Heber City, Utah



2011-12 Season Highs/Totals

Points.....8, vs. San Jose St. (2ot) (12/03)
 Rebounds8, vs. San Jose St. (2ot) (12/03)
 Assists1, two times
 Steals.....2, at UC Irvine (11/19)
 Blocks2, two times
 3-point FG's0
 10+ Points.....0

Career Highs/Totals

19, at Southern Utah (12/11/10)
 9, two times
 3, vs. Alaska-Anchorage (11/25/10)
 3, five times
 5, vs. BYU (12/21/10)
 1, four times
 1

#30 MAHONEY, Darin

Opponent	Date	gs	min	Total		3-Pointers		Free throws		Rebounds				pf	a	t/o	blk	stl	pts	avg	
				fg-fga	pct	3fg-fga	pct	ft-fa	pct	off	def	tot	avg								
NORTHERN NEW MEXIC	11-11-11		15	2-3	.667	0-0	.000	0-1	.000	1	3	4	4.0	2	0	1	2	0	4	4.0	
UTAH STATE	11-15-11		22	0-2	.000	0-0	.000	1-2	.500	4	3	7	5.5	4	1	0	0	1	1	2.5	
at UC Irvine	11/19/11		25	1-3	.333	0-0	.000	0-0	.000	3	1	4	5.0	3	2	1	2	0	2	2.3	
vs Jacksonville State	11/27/11		16	0-0	.000	0-0	.000	0-0	.000	1	1	2	4.3	4	1	1	0	0	0	1.8	
at Saint Mary's (CA)	11/28/11		8	0-3	.000	0-0	.000	0-0	.000	1	2	3	4.0	2	0	0	1	0	0	1.4	
SAN JOSE STATE	12/03/11		27	3-5	.600	0-0	.000	2-2	1.000	3	5	8	4.7	4	0	1	0	0	8	2.5	
Totals			0	113	6-16	.375	0-0	.000	3-5	.600	13	15	28	4.7	19	4	4	5	1	15	2.5

Games played: 6
 Minutes/game: 18.8
 Points/game: 2.5
 FG Pct: 37.5
 FT Pct: 60.0

Rebounds/game: 4.7
 Assists/game: 0.7
 Turnovers/game: 0.7
 Assist/turnover ratio: 1.0
 Steals/game: 0.2
 Blocks/game: 0.8

WILDCAT PLAYER UPDATES

44 KYLE TRESNAK • 6-10 • 255 • Sophomore • C • Scottsdale, Arizona



2011-12 Season Highs/Totals

Points.....17, at Saint Mary's (11/28)
 Rebounds5, vs. San Jose St. (2ot) (12/03)
 Assists2, vs. No. New Mexico (11/11)
 Steals.....2, vs. Utah State (11/15)
 Blocks2, vs. San Jose St. (2ot) (12/03)
 3-point FG's0
 10+ Points.....4
 10+ Rebounds0
 Double-doubles0

Career Highs/Totals

19, vs. University of the Southwest (12/18/10)
 11, vs. University of the Southwest (12/18/10)
 3, vs. Colorado Christian (11/16/10)
 2, two times
 2, two tiems
 0
 5
 1
 1

#44 TRESNAK, Kyle

Opponent	Date	gs	min	Total		3-Pointers		Free throws		Rebounds				pf	a	t/o	blk	stl	pts	avg	
				fg-fga	pct	3fg-fga	pct	ft-fa	pct	off	def	tot	avg								
NORTHERN NEW MEXIC	11-11-11	*	19	2-3	.667	0-0	.000	0-0	.000	2	2	4	4.0	0	2	0	0	0	4	4.0	
UTAH STATE	11-15-11	*	23	2-4	.500	0-0	.000	2-2	1.000	0	1	1	2.5	4	1	2	0	2	6	5.0	
at UC Irvine	11/19/11	*	15	4-7	.571	0-0	.000	2-3	.667	0	1	1	2.0	5	0	1	1	0	10	6.7	
vs Jacksonville State	11/27/11	*	28	3-6	.500	0-0	.000	4-7	.571	1	3	4	2.5	2	0	1	0	0	10	7.5	
at Saint Mary's (CA)	11/28/11	*	28	7-9	.778	0-0	.000	3-10	.300	1	1	2	2.4	3	0	3	0	0	17	9.4	
SAN JOSE STATE	12/03/11	*	42	5-13	.385	0-0	.000	3-4	.750	3	2	5	2.8	3	0	2	2	1	13	10.0	
Totals			6	155	23-42	.548	0-0	.000	14-26	.538	7	10	17	2.8	17	3	9	3	3	60	10.0

Games played: 6
 Minutes/game: 25.8
 Points/game: 10.0

Rebounds/game: 2.8
 Assists/game: 0.5
 Turnovers/game: 1.5

45 JAMES HAJEK • 6-10 • 250 • R-Freshman • C • Omaha, Nebraska



2011-12 Season Highs/Totals

Points.....8, vs. No. New Mexico (11/11)
 Rebounds3, vs. No. New Mexico (11/11)
 Assists1, vs. No. New Mexico (11/11)
 Steals.....1, vs. No. New Mexico (11/11)
 Blocks0
 3-point FG's0

Career Highs/Totals

same
 same
 same
 same
 same
 same

#45 HAJEK, James

Opponent	Date	gs	min	Total		3-Pointers		Free throws		Rebounds				pf	a	t/o	blk	stl	pts	avg	
				fg-fga	pct	3fg-fga	pct	ft-fa	pct	off	def	tot	avg								
NORTHERN NEW MEXIC	11-11-11		10	2-3	.667	0-0	.000	4-5	.800	2	1	3	3.0	1	1	1	0	1	8	8.0	
UTAH STATE	11-15-11		3	0-0	.000	0-0	.000	0-0	.000	0	0	0	1.5	0	0	1	0	0	0	4.0	
at UC Irvine	11/19/11		2	0-0	.000	0-0	.000	0-0	.000	0	0	0	1.0	1	0	0	0	0	0	2.7	
vs Jacksonville State	11/27/11		2	0-0	.000	0-0	.000	0-0	.000	0	1	1	1.0	0	0	0	0	0	0	2.0	
at Saint Mary's (CA)	11/28/11		6	1-3	.333	0-0	.000	0-0	.000	1	0	1	1.0	4	0	0	0	0	2	2.0	
SAN JOSE STATE	12/03/11		4	0-1	.000	0-0	.000	0-0	.000	1	0	1	1.0	0	0	0	0	0	0	1.7	
Totals			0	27	3-7	.429	0-0	.000	4-5	.800	4	2	6	1.0	6	1	2	0	1	10	1.7

Games played: 6
 Minutes/game: 4.5
 Points/game: 1.7
 FG Pct: 42.9
 FT Pct: 80.0

Rebounds/game: 1.0
 Assists/game: 0.2
 Turnovers/game: 0.3
 Assist/turnover ratio: 0.5
 Steals/game: 0.2

WEBER STATE CAREER RECORDS WATCH

CAREER POINTS

	PTS	GP
1. Bruce Collins (1976-80)	2,019	120
2. Jimmy Degraffenried (1991-96)	1,624	117
3. Jermaine Boyette (2000-03)	1,613	85
4. Willie Sojourner (1968-71)	1,563	81
5. Jimmie Watts (1972-76)	1,553	111
6. Al Hamilton (1990-93)	1,452	84
7. Todd Harper (1978-82)	1,382	113
8. David Johnson (1976-80)	1,369	98
9. Harold Arceneaux (1998-00)	1,357	60
10. Damian Lillard (2008-pres.)	1,319	77
11. John Hamilton (2000-04)	1,240	119
12. Rico Washington (1987-89)	1,196	57
13. Richard Smith (1976-80)	1,158	109
14. Damian Baskerville (1995-99)	1,123	108
15. Randy Worster (1982-85)	1,117	90
16. Jerry Trice (1963-66)	1,116	75
17. Royal Edwards (1979-83)	1,094	105
18. Bob Davis (1970-72)	1,064	54
19. Greg Harrop (1964-67)	1,061	75
20. Al DeWitt (1972-76)	1,052	79
Stephan Bachmann (1999-03)	1,052	118
22. Jim Lyon (1962-64)	1,051	51
23. Lance Allred (2003-05)	1,021	56
24. Alex Fisher (1995-98)	1,012	85
25. Justus Thigpen (1967-69)	1,005	57
Kyle Bullinger (2008-pres.)	942	100

CAREER REBOUNDS

	REB	GP
1. Willie Sojourner (1968-71)	1,143	81
2. Jimmie Watts (1973-76)	949	111
3. Bruce Collins (1976-80)	879	120
4. Richard Smith (1976-80)	762	109
5. Al DeWitt (1972-76)	722	79
6. Royal Edwards (1979-83)	675	105
7. Bob Davis (1970-72)	663	54
8. Dan Sparks (1966-68)	654	52
9. Gene Visscher (1964-66)	640	50
10. Richard Cooper (1970-73)	630	83
11. Rico Washington (1987-89)	603	57
12. Paul Marigney (1873-76)	592	82
13. Kirk Smith (1993-95)	558	58
14. David Johnson (1976-80)	557	98
15. Anthony McGowan (1988-92)	542	90
16. Jimmy Degraffenried (1991-96)	537	117
16. Al Hamilton (1990-93)	535	84
17. Damian Baskerville (1995-99)	534	108
18. Kyle Bullinger (2008-pres.)	524	100
Jerry Trice (1963-66)	524	75
20. Lonnie Knoble (1969-72)	515	77
21. Arturas Valeika (2006-08)	512	62
22. Lance Allred (2003-05)	511	56
23. Johnnie Moore (1992-94)	508	57

CAREER THREE-POINT FIELD GOALS MADE

	3FG	GP
1. John Hamilton (2000-04)	241	119
2. Jimmy Degraffenried (1991-96)	196	117
3. Alex Fisher (1995-98)	176	85
4. Damian Lillard (2008-pres.)	174	77
5. Nick Hansen (2008-10)	142	62
Kyle Bullinger (2008-pres.)	136	100
Scott Bamforth (2010-pres.)	94	37

2011-12 GAME-BY-GAME STATS

Opponent	Date	Score		Total		3-Pointers		Free throws		Rebounds				pf	a	t/o	blk	stl	pts	avg
				fg-fga	pct	3fg-fga	pct	ft-fta	pct	off	def	tot	avg							
NORTHERN NEW MEXIC	11-11-11	109-50	W	37-61	.607	17-29	.586	18-23	.783	14	36	50	50.0	19	24	15	4	5	109	109.0
UTAH STATE	11-15-11	73-63	W	20-54	.370	12-23	.522	21-27	.778	11	27	38	44.0	21	9	10	1	10	73	91.0
at UC Irvine	11/19/11	80-72	W	23-59	.390	8-22	.364	26-31	.839	12	32	44	44.0	26	10	14	5	4	80	87.3
vs Jacksonville State	11/27/11	69-61	W	19-48	.396	7-24	.292	24-34	.706	8	34	42	43.5	21	14	14	1	4	69	82.8
at Saint Mary's (CA)	11/28/11	70-87	L	25-55	.455	3-12	.250	17-27	.630	8	15	23	39.4	27	7	11	1	5	70	80.2
SAN JOSE STATE	12/03/11	91-89	Wot	30-72	.417	8-28	.286	23-26	.885	12	35	47	40.7	25	9	12	3	5	91	82.0
Weber State		492		154-349	.441	55-138	.399	129-168	.768	65	179	244	40.7	139	73	76	15	33	492	82.0
Opponents		422		139-347	.401	41-130	.315	103-154	.669	58	149	207	34.5	142	65	79	18	29	422	70.3

Games played: 6
 Points/game: 82.0
 FG Pct: 44.1
 3FG Pct: 39.9
 FT Pct: 76.8

Rebounds/game: 40.7
 Assists/game: 12.2
 Turnovers/game: 12.7
 Assist/turnover ratio: 1.0
 Steals/game: 5.5
 Blocks/game: 2.5

2011-12 WEBER STATE GAME HIGHS

Weber State - TEAM GAME HIGHS

POINTS	109		NORTHERN NEW MEXICO (11-11-11)
	91		SAN JOSE STATE (12/03/11)
	80		at UC Irvine (11/19/11)
	73		UTAH STATE (11-15-11)
	70		at Saint Mary's (CA) (11/28/11)
FIELD GOALS MADE	37		NORTHERN NEW MEXICO (11-11-11)
	30		SAN JOSE STATE (12/03/11)
FIELD GOAL ATTEMPTS	72		SAN JOSE STATE (12/03/11)
	61		NORTHERN NEW MEXICO (11-11-11)
FIELD GOAL PERCENTAGE	.607	(37-61)	NORTHERN NEW MEXICO (11-11-11)
	.455	(25-55)	at Saint Mary's (CA) (11/28/11)
3 PT FIELD GOALS MADE	17		NORTHERN NEW MEXICO (11-11-11)
	12		UTAH STATE (11-15-11)
3 PT FG ATTEMPTS	29		NORTHERN NEW MEXICO (11-11-11)
	28		SAN JOSE STATE (12/03/11)
3 PT FG PERCENTAGE	.586	(17-29)	NORTHERN NEW MEXICO (11-11-11)
	.522	(12-23)	UTAH STATE (11-15-11)
FREE THROWS MADE	26		at UC Irvine (11/19/11)
	24		vs Jacksonville State (11/27/11)
FREE THROW ATTEMPTS	34		vs Jacksonville State (11/27/11)
	31		at UC Irvine (11/19/11)
FREE THROW PERCENTAGE	.885	(23-26)	SAN JOSE STATE (12/03/11)
	.839	(26-31)	at UC Irvine (11/19/11)
REBOUNDS	50		NORTHERN NEW MEXICO (11-11-11)
	47		SAN JOSE STATE (12/03/11)
ASSISTS	24		NORTHERN NEW MEXICO (11-11-11)
	14		vs Jacksonville State (11/27/11)
STEALS	10		UTAH STATE (11-15-11)
	5		SAN JOSE STATE (12/03/11)
	5		at Saint Mary's (CA) (11/28/11)
	5		NORTHERN NEW MEXICO (11-11-11)
BLOCKED SHOTS	5		at UC Irvine (11/19/11)
	4		NORTHERN NEW MEXICO (11-11-11)
TURNOVERS	15		NORTHERN NEW MEXICO (11-11-11)
	14		vs Jacksonville State (11/27/11)
	14		at UC Irvine (11/19/11)
FOULS	27		at Saint Mary's (CA) (11/28/11)
	26		at UC Irvine (11/19/11)

2011-12 WEBER STATE GAME LOWS

Weber State - GAME LOWS

POINTS	69		vs Jacksonville State (11/27/11)
	70		at Saint Mary's (CA) (11/28/11)
	73		UTAH STATE (11-15-11)
	80		at UC Irvine (11/19/11)
	91		SAN JOSE STATE (12/03/11)
FIELD GOALS MADE	19		vs Jacksonville State (11/27/11)
	20		UTAH STATE (11-15-11)
FIELD GOAL ATTEMPTS	48		vs Jacksonville State (11/27/11)
	54		UTAH STATE (11-15-11)
FIELD GOAL PERCENTAGE	.370	(20-54)	UTAH STATE (11-15-11)
	.390	(23-59)	at UC Irvine (11/19/11)
3 PT FIELD GOALS MADE	3		at Saint Mary's (CA) (11/28/11)
	7		vs Jacksonville State (11/27/11)
3 PT FG ATTEMPTS	12		at Saint Mary's (CA) (11/28/11)
	22		at UC Irvine (11/19/11)
3 PT FG PERCENTAGE	.250	(3-12)	at Saint Mary's (CA) (11/28/11)
	.286	(8-28)	SAN JOSE STATE (12/03/11)
FREE THROWS MADE	17		at Saint Mary's (CA) (11/28/11)
	18		NORTHERN NEW MEXICO (11-11-11)
FREE THROW ATTEMPTS	23		NORTHERN NEW MEXICO (11-11-11)
	26		SAN JOSE STATE (12/03/11)
FREE THROW PERCENTAGE	.630	(17-27)	at Saint Mary's (CA) (11/28/11)
	.706	(24-34)	vs Jacksonville State (11/27/11)
REBOUNDS	23		at Saint Mary's (CA) (11/28/11)
	38		UTAH STATE (11-15-11)
ASSISTS	7		at Saint Mary's (CA) (11/28/11)
	9		UTAH STATE (11-15-11)
	9		SAN JOSE STATE (12/03/11)
STEALS	4		at UC Irvine (11/19/11)
	4		vs Jacksonville State (11/27/11)
BLOCKED SHOTS	1		UTAH STATE (11-15-11)
	1		vs Jacksonville State (11/27/11)
	1		at Saint Mary's (CA) (11/28/11)
TURNOVERS	10		UTAH STATE (11-15-11)
	11		at Saint Mary's (CA) (11/28/11)
FOULS	19		NORTHERN NEW MEXICO (11-11-11)
	21		UTAH STATE (11-15-11)
	21		vs Jacksonville State (11/27/11)

2011-12 OPPONENT GAME HIGHS

Opponent - GAME HIGHS

POINTS	89		SAN JOSE STATE (12/03/11)
	87		at Saint Mary's (CA) (11/28/11)
	72		at UC Irvine (11/19/11)
	63		UTAH STATE (11-15-11)
	61		vs Jacksonville State (11/27/11)
FIELD GOALS MADE	28		SAN JOSE STATE (12/03/11)
	27		at Saint Mary's (CA) (11/28/11)
FIELD GOAL ATTEMPTS	69		SAN JOSE STATE (12/03/11)
	62		NORTHERN NEW MEXICO (11-11-11)
FIELD GOAL PERCENTAGE	.563	(27-48)	at Saint Mary's (CA) (11/28/11)
	.451	(23-51)	UTAH STATE (11-15-11)
3 PT FIELD GOALS MADE	12		SAN JOSE STATE (12/03/11)
	8		at Saint Mary's (CA) (11/28/11)
	8		at UC Irvine (11/19/11)
3 PT FG ATTEMPTS	34		SAN JOSE STATE (12/03/11)
	28		NORTHERN NEW MEXICO (11-11-11)
3 PT FG PERCENTAGE	.615	(8-13)	at Saint Mary's (CA) (11/28/11)
	.364	(8-22)	at UC Irvine (11/19/11)
FREE THROWS MADE	25		at Saint Mary's (CA) (11/28/11)
	22		at UC Irvine (11/19/11)
FREE THROW ATTEMPTS	34		at Saint Mary's (CA) (11/28/11)
	34		at UC Irvine (11/19/11)
FREE THROW PERCENTAGE	.750	(21-28)	SAN JOSE STATE (12/03/11)
	.735	(25-34)	at Saint Mary's (CA) (11/28/11)
REBOUNDS	42		SAN JOSE STATE (12/03/11)
	39		at UC Irvine (11/19/11)
ASSISTS	21		at Saint Mary's (CA) (11/28/11)
	13		at UC Irvine (11/19/11)
STEALS	8		vs Jacksonville State (11/27/11)
	5		at Saint Mary's (CA) (11/28/11)
	5		at UC Irvine (11/19/11)
	5		NORTHERN NEW MEXICO (11-11-11)
BLOCKED SHOTS	6		at Saint Mary's (CA) (11/28/11)
	6		at UC Irvine (11/19/11)
TURNOVERS	16		NORTHERN NEW MEXICO (11-11-11)
	15		UTAH STATE (11-15-11)
FOULS	28		at UC Irvine (11/19/11)
	27		vs Jacksonville State (11/27/11)

2011-12 OPPONENT GAME LOWS

Opponent - GAME LOWS

POINTS	50		NORTHERN NEW MEXICO (11-11-11)
	61		vs Jacksonville State (11/27/11)
	63		UTAH STATE (11-15-11)
	72		at UC Irvine (11/19/11)
	87		at Saint Mary's (CA) (11/28/11)
FIELD GOALS MADE	18		NORTHERN NEW MEXICO (11-11-11)
	21		at UC Irvine (11/19/11)
FIELD GOAL ATTEMPTS	48		at Saint Mary's (CA) (11/28/11)
	51		UTAH STATE (11-15-11)
FIELD GOAL PERCENTAGE	.290	(18-62)	NORTHERN NEW MEXICO (11-11-11)
	.356	(21-59)	at UC Irvine (11/19/11)
3 PT FIELD GOALS MADE	3		UTAH STATE (11-15-11)
	4		NORTHERN NEW MEXICO (11-11-11)
3 PT FG ATTEMPTS	9		UTAH STATE (11-15-11)
	13		at Saint Mary's (CA) (11/28/11)
3 PT FG PERCENTAGE	.143	(4-28)	NORTHERN NEW MEXICO (11-11-11)
	.250	(6-24)	vs Jacksonville State (11/27/11)
FREE THROWS MADE	10		NORTHERN NEW MEXICO (11-11-11)
	11		vs Jacksonville State (11/27/11)
FREE THROW ATTEMPTS	17		NORTHERN NEW MEXICO (11-11-11)
	18		vs Jacksonville State (11/27/11)
FREE THROW PERCENTAGE	.588	(10-17)	NORTHERN NEW MEXICO (11-11-11)
	.609	(14-23)	UTAH STATE (11-15-11)
REBOUNDS	25		NORTHERN NEW MEXICO (11-11-11)
	30		vs Jacksonville State (11/27/11)
ASSISTS	3		UTAH STATE (11-15-11)
	5		NORTHERN NEW MEXICO (11-11-11)
STEALS	3		UTAH STATE (11-15-11)
	3		SAN JOSE STATE (12/03/11)
BLOCKED SHOTS	0		vs Jacksonville State (11/27/11)
	1		NORTHERN NEW MEXICO (11-11-11)
TURNOVERS	9		vs Jacksonville State (11/27/11)
	11		SAN JOSE STATE (12/03/11)
FOULS	17		at Saint Mary's (CA) (11/28/11)
	21		NORTHERN NEW MEXICO (11-11-11)

2011-12 WEBER STATE PLAYER GAME HIGHS

Weber State - INDIVIDUAL GAME HIGHS

Points	41		LILLARD, Damian vs San Jose State (12/03/11)
	36		LILLARD, Damian at Saint Mary's (CA) (11/28/11)
	28		BAMFORTH, Scott vs Utah State (11-15-11)
	27		LILLARD, Damian at UC Irvine (11/19/11)
	25		LILLARD, Damian vs Northern New Mexico (11-11-11)
Field Goals Made	13		LILLARD, Damian vs San Jose State (12/03/11)
	11		LILLARD, Damian at Saint Mary's (CA) (11/28/11)
Field Goal Att.	21		LILLARD, Damian vs San Jose State (12/03/11)
	20		LILLARD, Damian at UC Irvine (11/19/11)
FG Pct (min 5 made)	1.000	(5-5)	OTIS, Frank vs Northern New Mexico (11-11-11)
	.778	(7-9)	TRESNAK, Kyle at Saint Mary's (CA) (11/28/11)
3-Point FG Made	7		BAMFORTH, Scott vs Utah State (11-15-11)
	6		LILLARD, Damian vs San Jose State (12/03/11)
3-Point FG Att.	11		LILLARD, Damian vs San Jose State (12/03/11)
	11		LILLARD, Damian at UC Irvine (11/19/11)
3-Pt FG Pct (min 2 made)	1.000	(5-5)	BAMFORTH, Scott vs Northern New Mexico (11-11-11)
	.778	(7-9)	BAMFORTH, Scott vs Utah State (11-15-11)
Free Throws Made	12		LILLARD, Damian at Saint Mary's (CA) (11/28/11)
	10		BAMFORTH, Scott vs Jacksonville State (11/27/11)
Free Throw Att.	15		LILLARD, Damian at Saint Mary's (CA) (11/28/11)
	11		BAMFORTH, Scott vs Jacksonville State (11/27/11)
FT Pct (min 3 made)	1.000	(8-8)	LILLARD, Damian at UC Irvine (11/19/11)
	.909	(10-11)	BAMFORTH, Scott vs Jacksonville State (11/27/11)
Rebounds	17		OTIS, Frank vs Northern New Mexico (11-11-11)
	16		BULLINGER, Kyle at UC Irvine (11/19/11)
Assists	7		RICHARDSON, Jordan vs Northern New Mexico (11-11-11)
	4		LILLARD, Damian vs San Jose State (12/03/11)
	4		BULLINGER, Kyle vs Jacksonville State (11/27/11)
	4		BAMFORTH, Scott vs Jacksonville State (11/27/11)
	4		LILLARD, Damian at UC Irvine (11/19/11)
	4		LILLARD, Damian vs Utah State (11-15-11)
	4		OTIS, Frank vs Northern New Mexico (11-11-11)
Steals	3		OTIS, Frank vs Jacksonville State (11/27/11)
	3		LILLARD, Damian vs Utah State (11-15-11)
Blocked Shots	2		TRESNAK, Kyle vs San Jose State (12/03/11)
	2		MAHONEY, Darin at UC Irvine (11/19/11)
	2		MAHONEY, Darin vs Northern New Mexico (11-11-11)
Turnovers	5		OTIS, Frank at UC Irvine (11/19/11)
	4		LILLARD, Damian vs San Jose State (12/03/11)
	4		BAMFORTH, Scott vs Utah State (11-15-11)
	4		LILLARD, Damian vs Northern New Mexico (11-11-11)
Fouls	5		RICHARDSON, Jordan vs San Jose State (12/03/11)
	5		BAMFORTH, Scott at Saint Mary's (CA) (11/28/11)
	5		TRESNAK, Kyle at UC Irvine (11/19/11)

GAME #1

Weber State 109, Northern New Mexico 50

Nov. 11, 2011 • Dee Events Center • Ogden

Northern New Mexico 50

#	Player	FG-FGA	3-Ptr	Rebounds			PF	TP	A	TO	Blk	Stl	Min	
				Off	Def	Tot								
20	Wade, Demetrio	f 2-5	0-1	1-2	0	3	3	3	5	0	1	0	17	
21	Molina, Daniel	f 1-6	0-3	1-3	0	1	1	3	3	0	0	1	24	
25	Camacho, Christian	c 4-9	1-4	2-2	2	1	3	4	11	1	2	1	19	
01	Coles, Rodney	g 1-7	1-5	0-0	0	0	0	2	3	1	1	0	20	
02	Caetano, Mario	g 3-5	0-0	3-4	1	0	1	0	9	2	1	0	28	
22	Barraza, Christian	0-5	0-2	0-0	1	0	1	2	0	0	2	0	10	
23	Caldwell, Tevin	3-7	0-3	0-2	5	2	7	1	6	0	3	0	24	
04	Jeanette, Isaac	2-5	2-4	0-0	0	0	0	1	6	0	1	0	5	
33	Bouma, Eric	0-2	0-1	1-2	1	2	3	0	1	0	1	0	16	
40	Garcia, Gillie	0-3	0-1	2-2	2	0	2	1	2	0	0	0	5	
42	Cvijovic, Lazar	2-5	0-2	0-0	0	2	2	3	4	1	1	0	17	
45	Borunda, Jarrod	0-0	0-0	0-0	0	0	0	1	0	0	1	0	4	
50	Echave, Orlando	0-3	0-1	0-0	0	0	0	0	0	0	2	0	11	
Team					1	1	2							
Totals		18-62	4-28	10-17	13	12	25	21	50	5	16	1	5	200

FG % 1st Half: 7-29 24.1% 2nd half: 11-33 33.3% Game: 18-62 29.0% Deadball Rebounds 2
 3FG % 1st Half: 2-15 13.3% 2nd half: 2-13 15.4% Game: 4-28 14.3%
 FT % 1st Half: 4-7 57.1% 2nd half: 6-10 60.0% Game: 10-17 58.8%

Weber State 109 • 1-0

#	Player	FG-FGA	3-Ptr	Rebounds			PF	TP	A	TO	Blk	Stl	Min	
				Off	Def	Tot								
03	BULLINGER, Kyle	f 4-8	3-5	0-0	2	3	5	4	11	1	0	0	21	
13	OTIS, Frank	f 5-5	0-0	3-4	5	12	17	2	13	4	1	0	26	
44	TRESNAK, Kyle	c 2-3	0-0	0-0	2	2	4	0	4	2	0	0	19	
01	LILLARD, Damian	g 8-11	4-7	5-6	0	5	5	0	25	2	4	0	22	
04	BAMFORTH, Scott	g 5-8	5-5	2-2	2	3	5	2	17	3	1	0	24	
05	RICHARDSON, Jordan	4-10	2-6	1-1	0	4	4	2	11	7	2	1	27	
24	BROWN, Mike	3-5	1-2	3-4	0	0	0	2	10	2	3	1	20	
25	FULTON, Byron	2-5	2-4	0-0	0	3	3	4	6	2	2	0	16	
30	MAHONEY, Darin	2-3	0-0	0-1	1	3	4	2	4	0	1	2	15	
45	HAJEK, James	2-3	0-0	4-5	2	1	3	1	8	1	1	0	10	
Team					0	0	0							
Totals		37-61	17-29	18-23	14	36	50	19	109	24	15	4	5	200

FG % 1st Half: 16-29 55.2% 2nd half: 21-32 65.6% Game: 37-61 60.7% Deadball Rebounds 3
 3FG % 1st Half: 7-14 50.0% 2nd half: 10-15 66.7% Game: 17-29 58.6%
 FT % 1st Half: 10-11 90.9% 2nd half: 8-12 66.7% Game: 18-23 78.3%

Officials: Matthew Rukasin, Matt Mason, Jeff Wooten
 Technical fouls: Northern New Mexico-None, Weber State-None.
 Attendance: 4882

Score by periods	1st	2nd	Total
Northern New Mexico	20	30	50
Weber State	49	60	109

Last FG - NNM 2nd-02:42, WSU 2nd-00:21.
 Largest lead - NNM None, WSU by 59 2nd-00:21.

Score tied - 0 times.
 Lead changed - 0 times.

GAME #3

Weber State 80, UC Irvine 72

Nov. 19, 2011 • Bren Events Center • Irvine, CA

Weber State 80 • 3-0

#	Player	FG-FGA	3-Ptr	Rebounds			PF	TP	A	TO	Blk	Stl	Min	
				Off	Def	Tot								
23	Wilder, Michael	f 3-11	3-9	0-0	0	2	2	3	9	4	0	0	3	27
20	Folker, Adam	c 2-4	0-0	0-4	1	2	3	4	1	0	0	0	17	
05	McNealy, Chris	g 2-5	0-0	3-4	2	3	5	3	7	1	1	1	0	27
22	Starring, Daman	g 6-17	3-6	6-8	0	1	1	5	21	2	2	0	0	30
32	Wright, Aaron	g 1-3	1-1	5-8	1	6	7	2	8	3	5	0	1	24
00	Flowers, Derick	1-1	1-1	6-6	0	3	3	3	9	1	2	0	0	17
01	Bradley, Marcus	0-0	0-0	0-0	0	0	0	1	0	0	0	0	2	
02	Souza, Travis	0-0	0-0	0-0	0	0	0	0	0	0	0	0	4	
03	Davis II, Will	2-7	0-0	1-3	3	3	6	2	5	0	2	0	1	25
10	Woods, Collin	2-5	0-3	1-1	1	2	3	4	5	1	2	1	0	14
33	Best, Mike	2-6	0-2	0-0	1	3	4	2	4	0	0	4	0	13
Team					4	1	5							
Totals		21-59	8-22	22-34	13	26	39	28	72	13	14	6	5	200

FG % 1st Half: 10-28 35.7% 2nd half: 11-31 35.5% Game: 21-59 35.6% Deadball Rebounds 5
 3FG % 1st Half: 5-14 35.7% 2nd half: 3-11 27.3% Game: 8-22 36.4%
 FT % 1st Half: 7-11 63.6% 2nd half: 15-23 65.2% Game: 22-34 64.7%

Officials: Bobby McRoy, Milt Stowe, Ken Ditty
 Technical fouls: Weber State-BAMFORTH, Scott, UC Irvine-Starring, Daman.
 Attendance: 1655

Score by periods	1st	2nd	Total
Weber State	37	43	80
UC Irvine	32	40	72

Last FG - JSU 2nd-00:10, WSU 2nd-03:28.
 Largest lead - JSU None, WSU by 21 1st-03:54.

Score tied - 1 time.
 Lead changed - 0 times.

GAME #2

Weber State 73, Utah State 63

Nov. 15, 2011 • Dee Events Center • Ogden

Utah State 63 • 1-1

#	Player	FG-FGA	3-Ptr	Rebounds			PF	TP	A	TO	Blk	Stl	Min	
				Off	Def	Tot								
15	Bruneel, Mitch	f 4-7	0-2	0-0	2	2	4	3	8	0	0	0	1	21
21	Grim, Morgan	f 5-11	0-0	9-12	3	4	7	3	19	1	3	0	0	34
22	Jardine, Brady	c 4-7	0-0	1-3	2	12	14	3	9	0	2	1	1	34
00	Pane, Brocketh	g 5-11	2-3	2-2	0	1	1	5	14	2	5	0	1	33
13	Medlin, Preston	g 4-9	1-4	0-1	0	1	1	4	9	0	2	0	0	28
01	Clifford, Ben	0-1	0-0	0-0	0	0	0	0	0	0	0	0	0	3
05	Thornton, Steven	1-1	0-0	0-1	0	3	3	2	2	0	2	0	0	15
11	Thoseby, Adam	0-1	0-0	0-0	0	2	2	1	0	1	0	0	0	12
14	Farris, E.J.	0-1	0-0	2-2	0	0	0	0	2	0	0	0	0	10
34	Reed, Kyisean	0-2	0-0	0-2	1	1	2	3	0	0	0	2	0	10
Team					0	1	1							
Totals		23-51	3-9	14-23	8	27	35	24	63	3	15	3	3	200

FG % 1st Half: 10-28 35.7% 2nd half: 13-23 56.5% Game: 23-51 45.1% Deadball Rebounds 2
 3FG % 1st Half: 2-5 40.0% 2nd half: 1-4 25.0% Game: 3-9 33.3%
 FT % 1st Half: 5-9 55.6% 2nd half: 9-14 64.3% Game: 14-23 60.9%

Weber State 73 • 2-0

#	Player	FG-FGA	3-Ptr	Rebounds			PF	TP	A	TO	Blk	Stl	Min	
				Off	Def	Tot								
03	BULLINGER, Kyle	f 3-8	1-2	1-2	2	11	13	2	8	0	0	0	1	33
13	OTIS, Frank	f 1-3	0-0	1-3	1	1	2	3	3	2	0	0	1	21
44	TRESNAK, Kyle	c 2-4	0-0	2-2	0	1	1	4	6	1	2	0	2	23
01	LILLARD, Damian	g 4-16	2-9	7-8	1	1	2	3	17	4	1	0	3	34
04	BAMFORTH, Scott	g 7-12	7-9	7-8	0	6	6	2	28	0	4	0	1	36
05	RICHARDSON, Jordan	0-0	0-0	0-0	0	0	0	0	0	1	1	0	1	9
25	FULTON, Byron	3-9	2-3	2-2	2	4	6	3	10	0	1	1	0	19
30	MAHONEY, Darin	0-2	0-0	1-2	4	3	7	4	1	1	0	0	1	22
45	HAJEK, James	0-0	0-0	0-0	0	0	0	0	0	0	1	0	0	3
Team					1	0	1							
Totals		20-54	12-23	21-27	11	27	38	21	73	9	10	1	10	200

FG % 1st Half: 13-26 50.0% 2nd half: 7-28 25.0% Game: 20-54 37.0% Deadball Rebounds 2
 3FG % 1st Half: 8-12 66.7% 2nd half: 4-11 36.4% Game: 12-23 52.2%
 FT % 1st Half: 8-8 100.0% 2nd half: 13-19 68.4% Game: 21-27 77.8%

Officials: Chris Rastatter, Jimmy Casas, Gregory Nixon
 Technical fouls: Utah State-Pane, Brocketh, Weber State-LILLARD, Damian.
 Attendance: 9359

Score by periods	1st	2nd	Total
Utah State	27	36	63
Weber State	42	31	73

Last FG - USU 2nd-02:21, WSU 2nd-06:40.
 Largest lead - USU by 4 1st-17:34, WSU by 18 2nd-12:22.

Points In Off 2nd Fast
 USU 22 T/O Chance Break
 WSU 8 15 5 0 4 11

GAME #4

Weber State 69, Jacksonville State 61

Nov. 27, 2011 • McKeon Pavilion • Moraga, CA

Jacksonville State 61 • 2-4

#	Player	FG-FGA	3-Ptr	Rebounds			PF	TP	A	TO	Blk	Stl	Min	
				Off	Def	Tot								
02	HALL, Stephen	f 2-4	1-3	2-2	0	3	3	5	7	1	2	0	1	22
11	MAFRA, Rinaldo	f 5-7	0-0	4-7	0	7	7	3	14	0	1	0	0	24
01	WAITERS, Dion	g 0-0	0-0	1-2	0	2	2	3	1	0	1	0	0	11
05	LEGGETT, Mason	g 0-6	0-1	1-2	2	1	3	2	1	2	2	0	2	23
21	WILLIAMS, Brian	g 6-15	4-7	0-0	0	1	1	2	16	5	0	0	4	37
03	WHITE, Grant	0-0	0-0	0-0	0	0	0	0	2	0	0	0	0	8
04	BOGGS, Ronnie	4-7	0-1	1-3	3	6	9	4	9	0	0	0	1	25
14	RACKLEY, Darion	0-1	0-1	0-0	0	0	0	0	0	0	0	0	0	2
15	BOUGHER, Frankie	0-8	0-7	2-2	0	1	1	2	2	3	0	0	0	19
30	GAINES, Tarvin	4-9	1-4	0-0	0	3	3	3	9	0	0	0	0	23
33	COOK, Nick	1-1	0-0	0-0	0	0	0	1	2	0	1	0	0	6
Team					0	1	1							
Totals		22-58	6-24	11-18	5	25	30	27	61	11	9	0	8	200

FG % 1st Half: 8-25 32.0% 2nd half: 14-33 42.4% Game: 22-58 37.9% Deadball Rebounds 4
 3FG % 1st Half: 2-9 22.2% 2nd half: 4-15 26.7% Game: 6-24 25.0%
 FT % 1st Half: 3-5 60.0% 2nd half: 8-13 61.5% Game: 11-18 61.1%

Weber State 69 • 4-0

#	Player	FG-FGA	3-Ptr
---	--------	--------	-------

GAME #5

Saint Mary's 87, Weber State 70

Nov. 28, 2011 • McKeon Pavilion • Moraga, CA

Weber State 70 • 4-1

#	Player	f	Total		3-Ptr		Rebounds			PF	TP	A	TO	Blk	Stl	Min													
			FG-FGA	FG-FGA	FT-FTA	Off	Def	Total																					
03	BULLINGER, Kyle	f	0-5	0-1	0-0	1	3	4	4	0	2	2	0	1	32														
13	OTIS, Frank	f	4-9	0-0	0-0	0	1	1	4	8	1	2	0	0	24														
44	TRESNAK, Kyle	c	7-9	0-0	3-10	1	1	2	3	17	0	3	0	0	28														
01	LILLARD, Damian	g	11-18	2-5	12-15	0	2	2	1	36	3	1	0	1	36														
04	BAMFORTH, Scott	g	1-3	1-3	2-2	0	2	2	5	5	0	3	0	2	32														
05	RICHARDSON, Jordan	g	0-1	0-1	0-0	0	0	0	1	0	0	0	0	0	10														
24	BROWN, Mike	g	0-0	0-0	0-0	0	0	0	1	0	0	0	0	0	3														
25	FULTON, Byron	g	1-4	0-2	0-0	3	3	6	2	2	1	0	0	1	21														
30	MAHONEY, Darin	g	0-3	0-0	0-0	1	2	3	2	0	0	0	1	0	8														
45	HAJEK, James	g	1-3	0-0	0-0	1	0	1	4	2	0	0	0	0	6														
Team			25-55		3-12		17-27			8		15		23		27		70		7		11		1		5		200	

FG % 1st Half: 13-32 40.6% 2nd half: 12-23 52.2% Game: 25-55 45.5% Deadball Rebounds 5
 3FG % 1st Half: 2-6 33.3% 2nd half: 1-6 16.7% Game: 3-12 25.0%
 FT % 1st Half: 4-6 66.7% 2nd half: 13-21 61.9% Game: 17-27 63.0%

Saint Mary's (CA) 87 • 4-1

#	Player	f	Total		3-Ptr		Rebounds			PF	TP	A	TO	Blk	Stl	Min													
			FG-FGA	FG-FGA	FT-FTA	Off	Def	Total																					
15	LEVESQUE, Beau	f	0-0	0-0	0-0	0	0	0	0	0	1	0	0	0	8														
22	JONES, Rob	f	8-12	4-4	4-8	2	10	12	2	24	3	2	0	0	38														
05	ROWLEY, Kyle	c	1-4	0-0	0-0	3	1	4	1	2	0	1	0	0	6														
04	DELLAVEDOVA, Matthew	g	8-13	3-5	6-6	1	1	2	2	25	11	6	0	1	39														
14	HOLT, Stephen	g	0-0	0-0	6-6	0	1	1	5	6	2	1	0	1	29														
00	WALDOW, Brad	g	1-2	0-0	1-4	1	1	2	2	3	0	0	0	0	8														
01	PAGE, Jordan	g	2-2	0-0	4-5	0	0	0	1	8	3	3	0	3	23														
11	STEINDL, Clint	g	1-5	1-4	2-2	1	3	4	1	5	0	1	1	0	22														
24	PETRULIS, Eividas	g	0-0	0-0	0-0	0	0	0	0	0	0	0	0	0	0+														
30	WALKER II, Kenton	g	6-10	0-0	2-3	1	10	11	3	14	1	0	3	0	27														
Team			27-48		8-13		25-34			9		27		36		17		87		21		14		6		5		200	

FG % 1st Half: 9-22 40.9% 2nd half: 18-26 69.2% Game: 27-48 56.3% Deadball Rebounds 5
 3FG % 1st Half: 3-6 50.0% 2nd half: 5-7 71.4% Game: 8-13 61.5%
 FT % 1st Half: 10-15 66.7% 2nd half: 15-19 78.9% Game: 25-34 73.5%

Officials: Daryl Gelinias, Horace Shields, Courtney Holms
 Technical fouls: Weber State-None. Saint Mary's (CA)-None.
 Attendance: 1488

Score by periods	1st	2nd	Total
Weber State	32	38	70
Saint Mary's (CA)	31	56	87

Last FG - WSU 2nd-00:10, SMC 2nd-00:58.
 Largest lead - WSU by 10 1st-03:30, SMC by 19 2nd-00:23.

Points	In	Off	2nd	Fast	Bench
	Paint	T/O	Chance	Break	
WSU	36	19	10	4	4
SMC	32	19	6	0	30

Score tied - 4 times.
 Lead changed - 14 times.

GAME #6

Weber State 91, San Jose State 89 (2ot)

Dec. 3, 2011 • Dee Events Center • Ogden

San Jose State 89 • 3-5

#	Player	f	Total		3-Ptr		Rebounds			PF	TP	A	TO	Blk	Stl	Min													
			FG-FGA	FG-FGA	FT-FTA	Off	Def	Total																					
02	Williams, Jaleel	f	0-2	0-1	0-0	0	0	0	2	0	0	1	0	0	7														
15	Carter, Wil	f	7-11	0-0	5-6	2	5	7	5	19	1	2	0	0	30														
52	Baillard, Matt	c	1-3	0-0	0-0	2	7	9	4	2	0	1	0	0	45														
01	Shamburger, Keith	g	4-14	1-7	7-10	0	5	5	5	16	4	2	0	1	47														
33	Kinney, James	g	8-18	6-12	6-6	2	2	4	3	28	1	5	1	1	38														
05	Douglas, Calvin	g	6-13	5-12	1-1	1	2	3	1	18	2	0	0	0	42														
10	Smith, Stephon	g	1-2	0-0	1-2	1	6	7	3	3	1	0	0	0	20														
21	Brown, D.J.	g	0-1	0-1	1-2	0	0	0	0	1	0	0	0	0	4														
23	Jones, Chris	g	0-0	0-0	0-0	0	0	0	2	0	0	1	0	0	5														
24	Pennington, Lavanne	g	1-5	0-1	0-1	1	4	5	0	2	1	0	0	1	11														
50	Ton, Garrett	g	0-0	0-0	0-0	0	0	0	0	0	0	0	0	0	1														
Team			28-69		12-34		21-28			10		32		42		25		89		12		11		2		3		250	

FG % 1st Half: 12-30 40.0% 2nd half: 11-28 39.3% OT: 5-11 45.5% Game: 28-69 40.6% Deadball Rebounds 5
 3FG % 1st Half: 4-11 36.4% 2nd half: 4-16 25.0% OT: 4-7 57.1% Game: 12-34 35.3%
 FT % 1st Half: 6-11 54.5% 2nd half: 7-7 100.0% OT: 8-10 80.0% Game: 21-28 75.0%

Weber State 91 • 5-1

#	Player	f	Total		3-Ptr		Rebounds			PF	TP	A	TO	Blk	Stl	Min													
			FG-FGA	FG-FGA	FT-FTA	Off	Def	Total																					
03	BULLINGER, Kyle	f	0-4	0-3	2-2	0	6	6	0	2	0	0	0	0	12														
13	OTIS, Frank	f	2-4	0-0	2-2	0	6	6	2	6	1	0	0	0	28														
44	TRESNAK, Kyle	c	5-13	0-0	3-4	3	2	5	3	13	0	2	2	1	42														
01	LILLARD, Damian	g	13-21	6-11	9-10	3	5	8	3	41	4	4	1	2	45														
04	BAMFORTH, Scott	g	3-11	1-9	5-6	0	1	1	4	12	2	2	0	2	46														
05	RICHARDSON, Jordan	g	2-5	1-2	0-0	1	3	4	5	5	1	2	0	0	25														
24	BROWN, Mike	g	0-0	0-0	0-0	0	0	0	1	0	0	1	0	0	2														
25	FULTON, Byron	g	2-8	0-3	0-0	1	4	5	3	4	1	0	0	0	19														
30	MAHONEY, Darin	g	3-5	0-0	2-2	3	5	8	4	8	0	1	0	0	27														
45	HAJEK, James	g	0-1	0-0	0-0	1	0	1	0	0	0	0	0	0	4														
Team			30-72		8-28		23-26			12		35		47		25		91		9		12		3		5		250	

FG % 1st Half: 10-32 31.3% 2nd half: 12-28 42.9% OT: 8-12 66.7% Game: 30-72 41.7% Deadball Rebounds 1
 3FG % 1st Half: 2-14 14.3% 2nd half: 4-8 50.0% OT: 2-6 33.3% Game: 8-28 28.6%
 FT % 1st Half: 9-9 100.0% 2nd half: 8-9 88.9% OT: 6-8 75.0% Game: 23-26 88.5%

Officials: Chris Rastatter, Lonnie Dixon, Newton Chelette
 Technical fouls: San Jose State-None. Weber State-None.
 Attendance: 5765

Score by periods	1st	2nd	OT	OT2	Total
San Jose State	34	33	11	11	89
Weber State	31	36	11	13	91

Points	In	Off	2nd	Fast	Bench
	Paint	T/O	Chance	Break	
SJSU	14	10	9	0	24
WSU	30	14	17	0	17

Last FG - SJSU OT2-01:15, WSU OT2-00:17.
 Largest lead - SJSU by 10 1st-08:46, WSU by 6 OT2-02:00.

Score tied - 14 times.
 Lead changed - 13 times.

2011-12 WEBER STATE SEASON STATS

RECORD:	OVERALL	HOME	AWAY	NEUTRAL
ALL GAMES	5-1	3-0	1-1	1-0
CONFERENCE	0-0	0-0	0-0	0-0
NON-CONFERENCE	5-1	3-0	1-1	1-0

#	Player	gp-gs	min	avg	Total		3-Point		F-Throw		Rebounds				pf	dq	a	to	blk	stl	pts	avg
					fg-fga	fg%	3fg-fga	3fg%	ft-fta	ft%	off	def	tot	avg								
01	LILLARD, Damian	6-6	207	34.5	50-100	.500	22-50	.440	47-54	.870	6	27	33	5.5	10	0	18	15	1	7	169	28.2
04	BAMFORTH, Scott	6-6	197	32.8	21-47	.447	16-34	.471	34-38	.895	3	18	21	3.5	20	1	11	12	0	6	92	15.3
44	TRESNAK, Kyle	6-6	155	25.8	23-42	.548	0-0	.000	14-26	.538	7	10	17	2.8	17	1	3	9	3	3	60	10.0
03	BULLINGER, Kyle	6-6	162	27.0	12-44	.273	6-22	.273	13-17	.765	9	45	54	9.0	16	0	8	7	1	4	43	7.2
13	OTIS, Frank	6-6	140	23.3	16-27	.593	0-0	.000	7-11	.636	9	25	34	5.7	19	0	8	10	2	7	39	6.5
25	FULTON, Byron	6-0	111	18.5	12-37	.324	5-16	.313	3-6	.500	8	18	26	4.3	17	0	6	6	1	1	32	5.3
05	RICHARDSON, Jordan	6-0	103	17.2	7-23	.304	4-13	.308	1-2	.500	3	10	13	2.2	11	1	11	7	1	3	19	3.2
31	BROWN, Mike	5-0	35	7.0	4-6	.667	2-3	.667	3-4	.750	0	2	2	0.4	4	0	3	4	1	0	13	2.6
30	MAHONEY, Darin	6-0	113	18.8	6-16	.375	0-0	.000	3-5	.600	13	15	28	4.7	19	0	4	4	5	1	15	2.5
45	HAJEK, James	6-0	27	4.5	3-7	.429	0-0	.000	4-5	.800	4	2	6	1.0	6	0	1	2	0	1	10	1.7
Team											3	7	10									
Total.....		6	1250		154-349	.441	55-138	.399	129-168	.768	65	179	244	40.7	139	3	73	76	15	33	492	82.0
Opponents.....		6	1250		139-347	.401	41-130	.315	103-154	.669	58	149	207	34.5	142	-	65	79	18	29	422	70.3

TEAM STATISTICS	WSU	OPP	Date	Opponent	Score	Att.
SCORING	492	422	11-11-11	NORTHERN NEW MEXICO	W 109-50	4882
Points per game	82.0	70.3	11-15-11	UTAH STATE	W 73-63	9359
Scoring margin	+11.7	-	11/19/11	at UC Irvine	W 80-72	1655
FIELD GOALS-ATT	154-349	139-347	11/27/11	vs Jacksonville State	W 69-61	1791
Field goal pct	.441	.401	11/28/11	at Saint Mary's (CA)	L 70-87	1488
3 POINT FG-ATT	55-138	41-130	12/03/11	SAN JOSE STATE	Wo2 91-89	5765
3-point FG pct	.399	.315	* - Conference game			
3-pt FG made per game	9.2	6.8				
FREE THROWS-ATT	129-168	103-154				
Free throw pct	.768	.669				
F-Throws made per game	21.5	17.2				
REBOUNDS	244	207				
Rebounds per game	40.7	34.5				
Rebounding margin	+6.2	-				
ASSISTS	73	65				
Assists per game	12.2	10.8				
TURNOVERS	76	79				
Turnovers per game	12.7	13.2				
Turnover margin	+0.5	-				
Assist/turnover ratio	1.0	0.8				
STEALS	33	29				
Steals per game	5.5	4.8				
BLOCKS	15	18				
Blocks per game	2.5	3.0				
ATTENDANCE	20006	4934				
Home games-Avg/Game	3-6669	2-1572				
Neutral site-Avg/Game	-	1-1791				

Score by Periods	1st	2nd	OT	OT2	Totals
Weber State	226	242	11	13	492
Opponents	165	235	11	11	422